

# Admissions

# Tuition & Fees

Tuition and Fees for 2016-2017								
Credit Hours	Maintenance Fees	Campus Access Fee	Student Activity Fee	Int. Ed. Fee	Technology Fee	Total In-State Fees	Out-of-State Tuition	Total Out-of-State Fees
1	\$ 156.00	\$ 21.50	\$ 6.00	\$ 1.00	\$ 9.00	<b>\$ 193.50</b>	\$ 486.00	<b>\$ 679.50</b>
2	\$ 312.00	\$ 23.00	\$ 6.00	\$ 1.00	\$ 18.00	<b>\$ 360.00</b>	\$ 972.00	<b>\$ 1,332.00</b>
3	\$ 468.00	\$ 24.50	\$ 6.00	\$ 1.00	\$ 27.00	<b>\$ 526.50</b>	\$ 1,458.00	<b>\$ 1,984.50</b>
4	\$ 624.00	\$ 26.00	\$ 6.00	\$ 1.00	\$ 36.00	<b>\$ 693.00</b>	\$ 1,944.00	<b>\$ 2,637.00</b>
5	\$ 780.00	\$ 27.50	\$ 6.00	\$ 1.00	\$ 45.00	<b>\$ 859.50</b>	\$ 2,430.00	<b>\$ 3,289.50</b>
6	\$ 936.00	\$ 29.00	\$ 6.00	\$ 1.00	\$ 54.00	<b>\$ 1,026.00</b>	\$ 2,916.00	<b>\$ 3,942.00</b>
7	\$ 1,092.00	\$ 30.50	\$ 6.00	\$ 1.00	\$ 63.00	<b>\$ 1,192.50</b>	\$ 3,402.00	<b>\$ 4,594.50</b>
8	\$ 1,248.00	\$ 32.00	\$ 6.00	\$ 1.00	\$ 72.00	<b>\$ 1,359.00</b>	\$ 3,888.00	<b>\$ 5,247.00</b>
9	\$ 1,404.00	\$ 33.50	\$ 6.00	\$ 1.00	\$ 81.00	<b>\$ 1,525.50</b>	\$ 4,374.00	<b>\$ 5,899.50</b>
10	\$ 1,560.00	\$ 33.50	\$ 6.00	\$ 1.00	\$ 90.00	<b>\$ 1,690.50</b>	\$ 4,860.00	<b>\$ 6,550.50</b>
11	\$ 1,716.00	\$ 33.50	\$ 6.00	\$ 1.00	\$ 99.00	<b>\$ 1,855.50</b>	\$ 5,346.00	<b>\$ 7,201.50</b>
12	\$ 1,872.00	\$ 34.00	\$ 6.00	\$ 1.00	\$ 112.50	<b>\$ 2,025.50</b>	\$ 5,832.00	<b>\$ 7,857.50</b>
13	\$ 1,903.00	\$ 34.00	\$ 6.00	\$ 1.00	\$ 112.50	<b>\$ 2,056.50</b>	\$ 5,929.00	<b>\$ 7,985.50</b>
14	\$ 1,934.00	\$ 34.00	\$ 6.00	\$ 1.00	\$ 112.50	<b>\$ 2,087.50</b>	\$ 6,026.00	<b>\$ 8,113.50</b>
15	\$ 1,965.00	\$ 34.00	\$ 6.00	\$ 1.00	\$ 112.50	<b>\$ 2,118.50</b>	\$ 6,123.00	<b>\$ 8,241.50</b>

Fees are assessed at a rate of \$156/hour up to 12 hours. Hours above 12 are assessed at additional \$31/hour for in-state and \$97/hour for out-of-state.

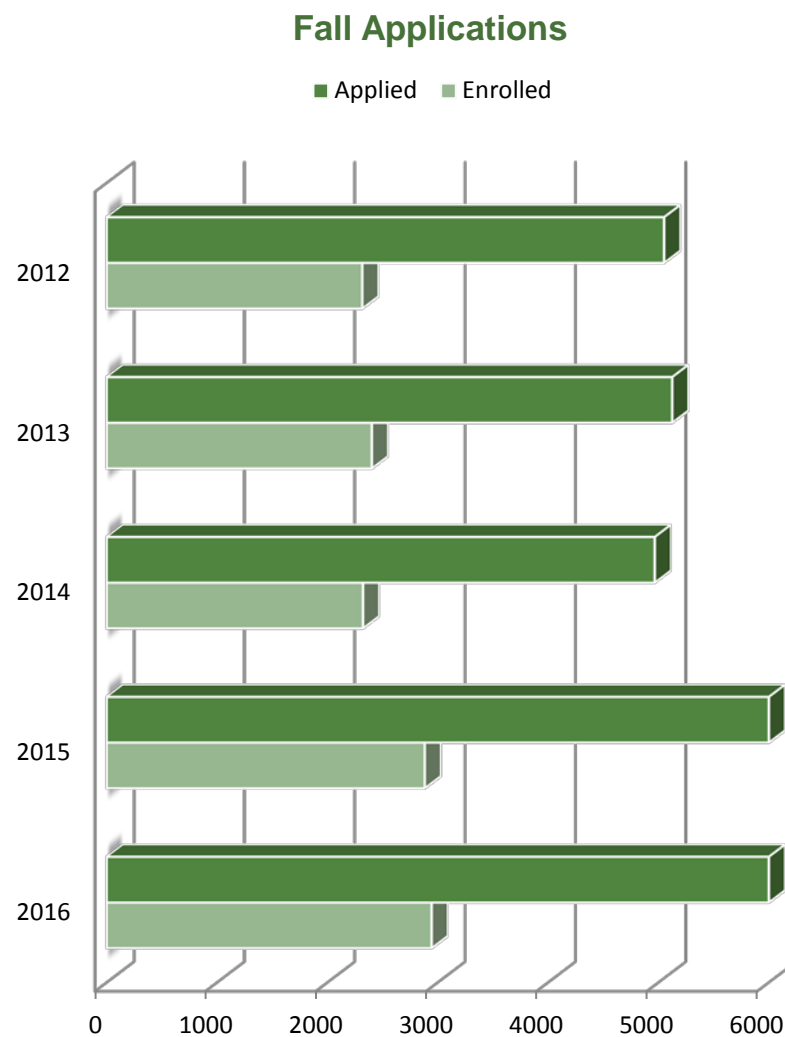
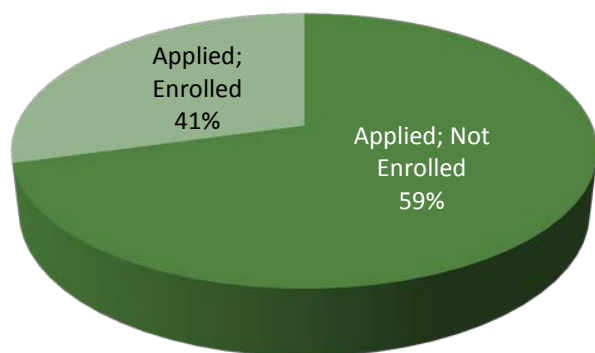
Other Applicable Fees			
Science Consumables Fee Per Class	\$15	Nursing Materials Fee	\$25
Nursing Comp Testing Fee:		LPN to RN Bridge	\$93
• First Year	\$93		
• Second Year	\$116		

Exceptions to Above Fees
Age 65 or Totally Disabled – Resident of Tennessee for credit will be charged a fee of \$70 per semester.
Age 60 or Totally Disabled - Resident of Tennessee may <u>audit</u> without payment of maintenance fees.

# Application Statistics

Fall Application Information					
	2012	2013	2014	2015	2016
Applied	5,051	5,124	4,966	6,363	7,100
Enrolled	2,316	2,402	2,322	2,882	2,944

Applicants & Enrollees in Fall 2015

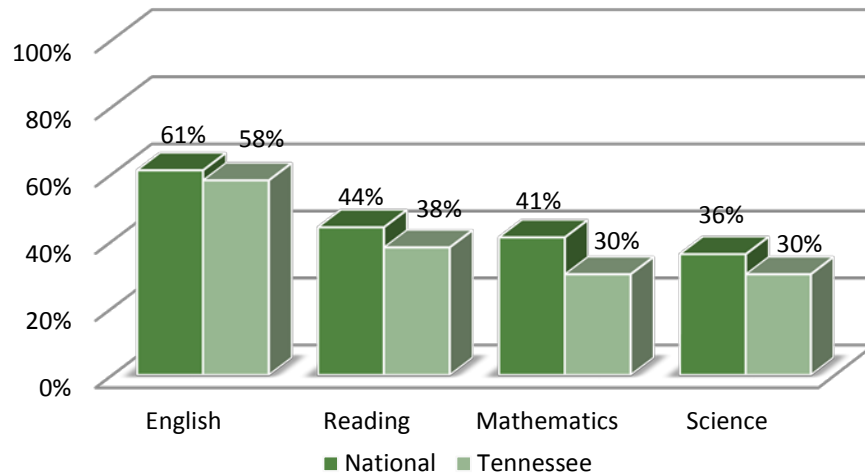


# College Readiness & ACT Scores

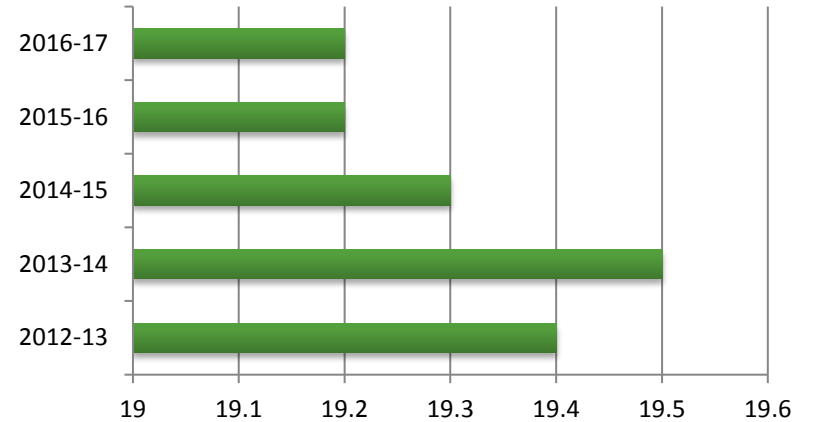
College Readiness of Tennessee High School Graduates	
Students Ready for:	2016 Percent Meeting Benchmark
English	58%
Reading	38%
Mathematics	30%
Science	30%

Average Entering ACT Scores			
Year	Motlow Average	State Average	National Average
2016-17	19.2	19.9	20.8
2015-16	19.2	19.8	21.0
2014-15	19.3	19.8	21.0
2013-14	19.5	19.5	20.9
2012-13	19.4	19.7	21.1

**2016 ACT-Tested High School Graduates Meeting College Readiness Benchmarks**



**Motlow Average Entering ACT Scores**



Sources: ACT Score Report for Tennessee and MSCC

# Feeder High Schools

First-Time Freshmen by Service Area County High Schools									
High School	2013		2014		2015		2016		% of HS Grads Attending Motlow Fall 2016
	HS Grads	Attending Motlow	HS Grads	Attending Motlow	HS Grads	Attending Motlow	HS Grads	Attending Motlow	
Bedford County	508	69	523	74	510	135	539	111	21%
Cannon County	170	26	138	20	152	32	141	42	30%
Coffee County	599	122	655	129	644	204	574	182	32%
DeKalb County	189	21	180	25	182	41	162	38	23%
Franklin County	327	59	396	84	381	104	388	111	29%
Lincoln County	340	63	298	95	340	115	385	113	29%
Moore County	64	20	64	25	69	31	74	28	38%
Rutherford County	2,883	342	2,989	352	2,996	718	3,291	680	21%
Van Buren County	61	9	54	8	63	16	57	9	16%
Warren County	416	87	433	68	460	130	440	124	28%
White County	224	24	278	22	278	29	275	46	17%

Source: HS graduate count from phone survey of high schools

**Bedford County** includes Cascade, Community and Shelbyville Central

**Coffee County** includes Coffee and Tullahoma City

**Franklin County** includes Franklin and Huntland.

**Lincoln County** includes Fayetteville City and Lincoln

**Rutherford County** includes Blackman, Eagleville, Holloway, La Vergne, Oakland, Riverdale, Siegel, Smyrna and Stewarts Creek